



# POISONING

## First Aid Non Corrosive

- ✓ **DRAB-CD**
- ✓ Look for and treat any other injuries
- ✓ Find out
  - ✓ **What** was taken,
  - ✓ **How** much,
  - ✓ **How** long ago
- ✓ Call the **National Poisons Information Centre** on **131 126** for more help
- ✓ *Get Help* 

### IMPORTANT



- ✓ If you cannot contact medical help then see below

 **DO NOT** make the person vomit with unknown poisons

*Reminder* 

### POISONS BY MOUTH

#### Corrosive

- ✓ Rinse mouth with water and clean poison away from face
- ✓ Contact the **National Poisons Information Centre** on **131 126** for advice
- ✓ *Get Help* 
-  **DO NOT** make the person vomit

## Observe

- Drowsiness
- Headache
- Pain in the chest
- Blurred vision
- Poison holder (bottle, can, etc.)
- Shock:
  - Pale, cold and sweaty skin
  - Rapid and weak pulse
  - Rapid and shallow breathing
  - Nausea/Vomiting
  - Anxiety
  - Becoming drowsy and sluggish



Find out what was taken, how much, and how long ago. Call the Poisons Information Centre.


## Observe

- Burns to the mouth tongue and lips
- Stomach pains
- Bad smelling breath



## Reminder


### POISONS INHALED

- ✓ Remove the casualty to fresh air
- ✓ Loosen constrictive clothing
- ✓ *Get Help* 

- ⊘ **DO NOT** put yourself in danger.
- ⊘ **DO NOT** create sparks or flames


## Reminder

### POISONS ABSORBED

- ✓ Direct casualty to remove contaminated clothing
- ✓ Flood the affected area with water
- ✓ *Get Help* 

## Reminder

### POISONS INJECTED

- ✓ Apply a pressure/immobilisation bandage to the limb
- ✓ Used needles are considered dangerous and must be handled with care.
  - > See also **Communicable Diseases**
  - > See also **Bites & Stings**
- ✓ *Get Help* 

## More

### POISONING

Many household products including medications, cleaning, garden and even cosmetic products are dangerous especially to children. Prevent poisoning by storing in accordance with label directions. Keep all medications out of the reach of children or in a lockable medicine cupboard and not on a bedside table.

## Observe

- Burns to the mouth, tongue and lips
- Stomach pains
- Bad smelling breath

## Observe

- Reddened skin
- Burns
- Poison on the skin

## Observe

- Puncture marks
- Animal bite
- Possible bleeding



Flooding the poison affected area with water.



Where poison has been injected pressure immobilisation should be used to slow the flow of poison until medical help arrives.